

GiveBack Card for Business

Give a card to your team, clients
and stakeholders in 6 easy steps!



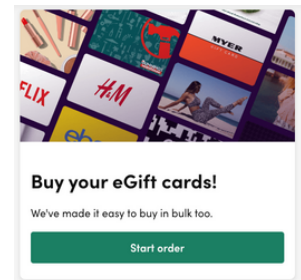
1

Visit Prezzee Business Portal and create an account for free for your business via the link below

[Create account >](#)

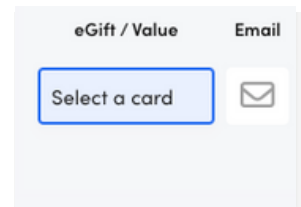
2

After registering, enter the business portal and click on Start Order



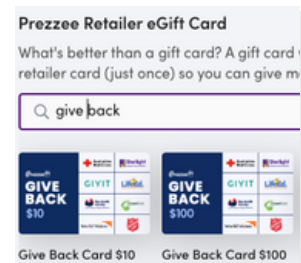
3

Click on Select a card under eGift/Value



4

Scroll down the page and under Retailer eGift Card type GiveBack Card



5

Select up to four denominations for your GiveBack card: \$10, \$20, \$50 or \$100

6

Add the recipient details, customise the card, message and send your gif to your team, clients or stakeholders!